



SAWING PRODUCTS

Circular Saws



DoALL SC-100A Circular Saw – 4" Round Capacity

CONTINENTAL™

DoALL circular saws are ideal for cutting small diameters, short lengths and thousands of parts. Also classified as cut off or cold saws, these metal cutting saws provide full automation for intricate and precise cuts, saving both time and money.

Circular saws offer automatic operation, numerical control and features solid heavy-duty construction which provides more rigidity and reduces vibration for higher cutting rates, exceptional accuracy, superior surface finish and increased blade life.




DoALL SC-75A Circular Saw – 3" Round Capacity

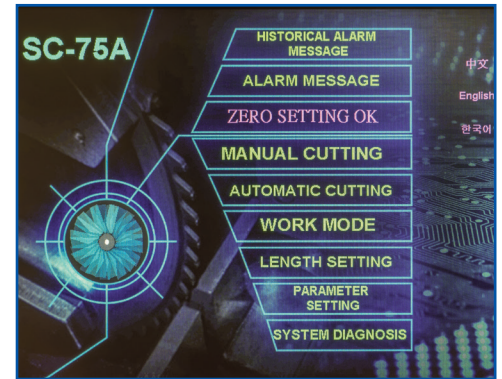
Solutions for ALL Your Sawing Needs




SC-75A Front with doors open



Sample of solid round being cut




Control screen sample



Control panel



Bar loader table



Close up of material chute

DoALL Model Number	SC-75A	SC-100A	SC-150A
Warranty	Parts/Service	Parts/Service	Parts/Service
Warranty Length	1 year standard	1 year standard	1 year standard
Capacity Rectangle at 90° HxW	0.3-2.36 x 0.3-2.36" (8-60x8-60mm)	0.39-3.15 x 0.39-3.15" (10-80 x 10-80 mm)	2.6-4 x 2.6-4" (65-105 x 65-105mm)
Capacity Round at 90°	Up to 3" (75mm)	Up to 4" (100mm)	Up to 6" (155mm)
Blade Drive Motor	10 hp (7.5kW)	15 hp (11.1kW)	20 hp (15 kw)
Blade Speeds	30-150 fpm (9-45.7mpm)	30-150 fpm (9-45.7mpm)	30-150 fpm (9-45.7mpm)
Maximum Blade Diameter	11.2" (285mm)	14.2" (360mm)	18" (460mm)
Blade Widths & Gage	0.079 x 0.069" (2x1.75mm)	0.102 x 0.089" (2.6x2.25mm)	0.106 x 0.089" (2.7 x 2.25mm)
More information:	doallsaws.com/sc-75a	doallsaws.com/sc-100a	doallsaws.com/sc-150a
Floor Space Required	109" x 267" (2765x6755mm)	112" x 271" (2850x6890mm)	123 x 285" (3120 x 7230mm)
Net Weight	6713 lbs (2800kg)	7937 lbs (3600kg)	9260 lbs (4200kg)
Hydraulic Pump	2 hp (1.5kW)	3 hp (2.23kW)	3 hp (2.23kW)
Feed System	Servo Motor and Ball Screw	Servo Motor and Ball Screw	Servo Motor and Ball Screw
Auto Index Single Stroke Min-Max	0.24 to 24" (6-600mm)	0.24 to 24" (6-600mm)	0.24 to 24" (6-600mm)
Auto Index Multiple Stroke Min-Max	118" to 236" (3000-6000mm)	118" to 236" (3000-6000mm)	2.4" to 236" (60-6000mm)
Remnant Length Drop	4.2" (60mm)	4.2" (60mm)	4.2" (60mm)



SAWING PRODUCTS

5505 West 123rd Street
Savage, MN 55378 USA
www.DoALLsaws.com
1-888-362-5572

DSP000070-101517

Copyright © 2017 DoAll Sawing Products. All Rights Reserved. No image(s) or part(s) from this site may be reproduced without the written permission of Continental Machines, Inc. Options, specifications, prices and site content is subject to change without notice or obligation. Machine safety items may be omitted for illustration purposes only -- For proper application, always read the operation manual.